

GF22: 1.8V GPIO



Libraries

Name	Process	Form Factor
RGO_GF22_18V18_ULL_25C	FDX_ULL	Staggered CUP
RGO_GF22_18V18_ULL_45C	FDX_ULL	Inline CUP

Summary

The 1.8V GPIO library provides **ultra low leakage** general purpose bidirectional I/O cells. These programmable, multi-voltage I/O's give the system designer the flexibility to design to a wide range of performance targets.

These 22nm libraries are available in inline and staggered CUP wire bond implementations with a flip chip option.

To design a functional I/O power domain with these cells, an additional library is required – 1.8V Support: Power. That library contains an input-only buffer, isolated analog I/O, and a full complement of power cells along with corner and spacer cells to assemble a complete pad ring by abutment. An included rail splitter allows multiple power domains to be isolated in the same pad ring while maintaining continuous VDD/VSS for robust ESD protection.

ESD Protection:

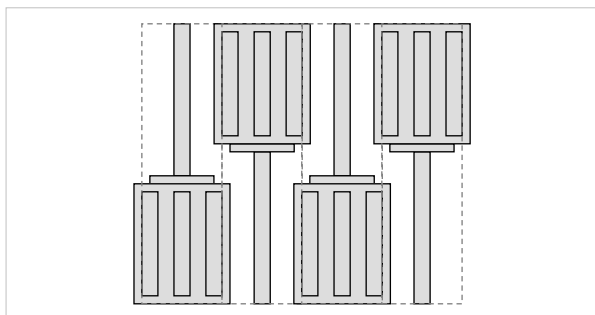
- JEDEC compliant
 - 2KV ESD Human Body Model (HBM)
 - 500 V ESD Charge Device Model (CDM)
 - 750V corner pin C4B package classification achieved by following key design priorities

Latch-up Immunity:

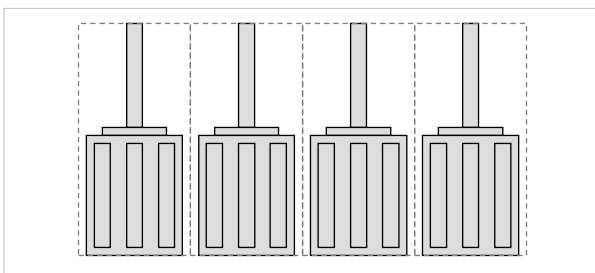
- JEDEC compliant
 - Tested to I-Test criteria of $\pm 100\text{mA}$ @ 125°C

Cell Size & Form Factor

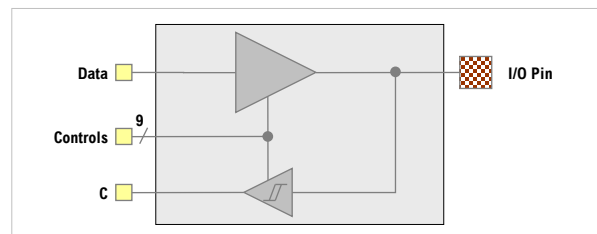
Staggered (pad-limited) – 25 μm x 79 μm



Inline (core-limited) – 45 μm x 48 μm



SRx_BI_SDS_18V_STB



Bidirectional GPIO Driver Features

- Ultra low leakage
- Multi-Voltage (1.2V, 1.5V, 1.8V)
- LVCMOS / LVTTL input with selectable hysteresis
- Programmable drive strength (rated 2mA to 12mA)
- Selectable output slew rate
- Optimized for EMC with SSO factor of 8
- Open-drain output mode
- Programmable input options (pull-up/pull-down/repeater)
- Power sequencing independent design with Power-On Control

In full-drive mode, this driver can operate to frequencies in excess of 50MHz with 15pF external load. Actual frequency limits are load and system dependent.

Vertical-only (_V) and horizontal-only (_H) variants provided.

Recommended operating conditions

Description	Min	Nom	Max	Units
V_{DD} Core supply voltage	0.81	0.9	0.945	V
	0.72	0.8	0.88	V
V_{DVDD} I/O supply voltage	1.62	1.8	1.98	V
	1.35	1.5	1.65	V
	1.08	1.2	1.32	V
T_J Junction temperature	-40	25	125	$^\circ\text{C}$
V_{PAD} Voltage at PAD	$V_{DVSS} - 0.3$	-	$V_{DVDD} + 0.3$	V

GF22: 1.8V GPIO



Characterization Corners

Nominal VDD	Model	VDD	DVDD ^[1]	Temperature
0.8V	FFG	+10%	+10%	-40°C
	FFG	+10%	+10%	125°C
	TT	nominal	nominal	25°C
	TT	nominal	nominal	85°C
	SSG	-10%	-10%	-40°C
	SSG	-10%	-10%	125°C
0.9V Overdrive	FFG	+5%	+10%	-40°C
	FFG	+5%	+10%	125°C
	TT	nominal	nominal	25°C
	TT	nominal	nominal	85°C
	SSG	-10%	-10%	-40°C
	SSG	-10%	-10%	125°C

[1] DVDD = 1.2V, 1.5V & 1.8V

© 2011-2020 Aragio Solutions. All rights reserved.

Information in this document is subject to change without notice. Aragio Solutions may have patents, patent applications, trademarks, copyrights or other intellectual property rights covering subject matter in this document. Except as expressly provided in any written license agreement from Aragio, the furnishing of this document does not give you any license to the patents, trademarks, copyrights, or other intellectual property.

Published by:

Aragio Solutions
2201 K Avenue
Section B Suite 200
Plano, TX 75074-5918
Phone: (972) 516-0999
Fax: (972) 516-0998
Web: <http://www.aragio.com/>

While every precaution has been taken in the preparation of this book, the publisher assumes no responsibility for errors or omissions, or for damages resulting from the use of the information contained herein. This document may be reproduced and distributed in whole, in any medium, physical or electronic, under the terms of a license or nondisclosure agreement with Aragio.

Printed in the United States of America