

TSMC28: 1.8V GPIO



Libraries

Name	Process	Form Factor
RGO_TSMC28_18V18_HPM_20C	HPM	Staggered CUP

Summary

The 1.8V General Purpose I/O library provides bidirectional I/O, isolated analog I/O, and a full complement of power cells along with corner and spacer cells to assemble a complete pad ring by abutment. An included rail splitter allows multiple power domains to be isolated in the same pad ring while maintaining continuous VDD/VSS for robust ESD protection.

- Programmable bidirectional GPIO
- Input-only buffer
- Isolated analog I/O
- Full complement of power, corner, and spacer cells

ESD Protection:

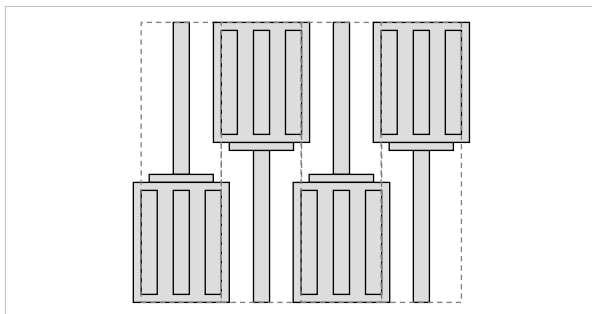
- JEDEC compliant
 - 2KV ESD Human Body Model (HBM)
 - 200 V ESD Machine Model (MM)
 - 500 V ESD Charge Device Model (CDM)

Latch-up Immunity:

- JEDEC compliant
 - Tested to I-Test criteria of $\pm 100\text{mA}$ @ 125°C

Cell Size & Form Factor

Staggered (pad-limited) – $20\mu\text{m} \times 125\mu\text{m}$

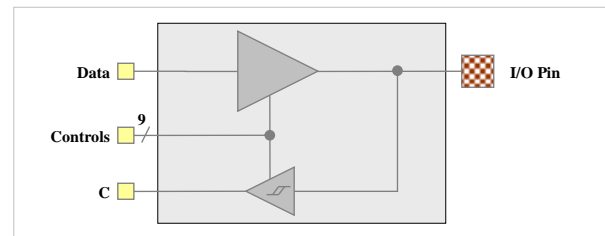


- Vertical-only and horizontal-only orientations

Recommended operating conditions

Description	Min	Nom	Max	Units
V_{DVDD} I/O supply voltage	1.35	1.5	1.65	V
V_{VDD} Core supply voltage	0.81	0.9	0.99	V
T_J Junction temperature	-40	25	125	$^\circ\text{C}$
V_{PAD} Voltage at PAD	$V_{DVSS} - 0.3$	-	$V_{DVDD} + 0.3$	V

SRP_BI_SDS_18V_STB

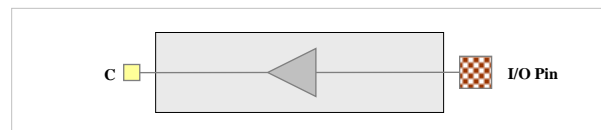


Bidirectional GPIO Driver Features

- Multi-Voltage (1.5V, 1.8V)
- LVCMOS / LVTTTL input with selectable hysteresis
- Programmable drive strength (rated 2mA to 12mA)
- Selectable output slew rate
- Optimized for EMC with SSO factor of 8
- Open-drain output mode
- Programmable input options (pull-up/pull-down/repeater)
- Power-On Start (POS) capable
- Power sequencing independent design with Power-On Control

In full-drive mode, this driver can operate to frequencies in excess of 100MHz with 15pF external load and 125 MHz with 10pF load. Actual frequency limits are load and system dependent. A maximum of 200 MHz can be achieved under small capacitive loads.

STP_IN_001_18V_NC



Input-Only GPIO Features

- Multi-voltage (1.5V, 1.8V)
- Wide input slew-rate
- LVCMOS/LVTTL compatible input with no hysteresis
- Minimized skew for optimum performance over frequency
- No power sequence requirements

Characterization Corners

Nominal VDD	Model	VDD	DVDD ^[1]	Temperature
0.9	FF	+10%	+10%	-40 $^\circ\text{C}$
	FF	+10%	+10%	125 $^\circ\text{C}$
	TT	nominal	nominal	25 $^\circ\text{C}$
	SS	-10%	-10%	-40 $^\circ\text{C}$
	SS	-10%	-10%	125 $^\circ\text{C}$

[1] DVDD = 1.5V and 1.8V

TSMC28: 1.8V GPIO



© 2011-2014 Aragio Solutions. All rights reserved.

Information in this document is subject to change without notice. Aragio Solutions may have patents, patent applications, trademarks, copyrights or other intellectual property rights covering subject matter in this document. Except as expressly provided in any written license agreement from Aragio, the furnishing of this document does not give you any license to the patents, trademarks, copyrights, or other intellectual property.

Published by:

Aragio Solutions
2201 K Avenue
Section B Suite 200
Plano, TX 75074-5918
Phone: (972) 516-0999
Fax: (972) 516-0998
Web: <http://www.aragio.com/>

While every precaution has been taken in the preparation of this book, the publisher assumes no responsibility for errors or omissions, or for damages resulting from the use of the information contained herein. This document may be reproduced and distributed in whole, in any medium, physical or electronic, under the terms of a license or nondisclosure agreement with Aragio.

Printed in the United States of America