

Libraries

Name	Process	Form Factor
RGO_TSMC40_25V33_LP_50C	LP	Inline CUP
RGO_TSMC40_25V33_LP_30C	LP	Staggered CUP

Summary

The 3.3V General Purpose I/O library provides bidirectional I/O, isolated analog I/O, and a full complement of power cells along with corner and spacer cells to assemble a complete pad ring by abutment. An included rail splitter allows multiple power domains to be isolated in the same pad ring while maintaining continuous VDD/VSS for robust ESD protection.

- Programmable bidirectional GPIO
- Input-only buffer
- Isolated analog I/O
- Full complement of power, corner, and spacer cells

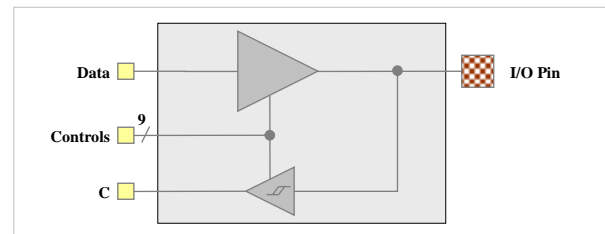
ESD Protection:

- JEDEC compliant
 - 2KV ESD Human Body Model (HBM)
 - 200 V ESD Machine Model (MM)
 - 500 V ESD Charge Device Model (CDM)

Latch-up Immunity:

- JEDEC compliant
 - Tested to I-Test criteria of $\pm 100\text{mA}$ @ 125°C

SRx_BI_SDS_33V_STB



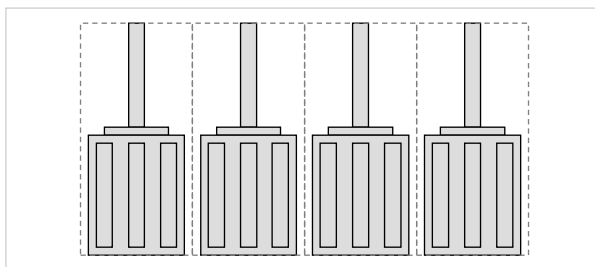
Bidirectional GPIO Driver Features

- Multi-Voltage (1.8V, 2.5V, 3.3V)
- LVCMOS / LVTTTL input with selectable hysteresis
- Programmable drive strength (rated 2mA to 12mA)
- Selectable output slew rate
- Optimized for EMC with SSO factor of 8
- Open-drain output mode
- Programmable input options (pull-up/pull-down/repeater)
- Power-On Start (POS) capable
- Power sequencing independent design with Power-On Control
- Fault tolerant cell provides fail-safe operation

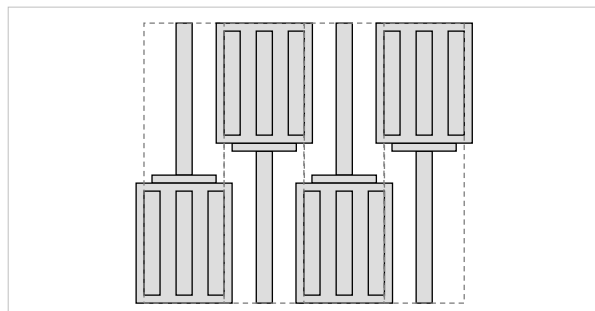
In full-drive mode, this driver can operate to frequencies in excess of 100MHz with 15pF external load and 125 MHz with 10pF load. Actual frequency limits are load and system dependent. A maximum of 200 MHz can be achieved under small capacitive loads.

Cell Sizes & Form Factor

Inline (core-limited) – 50 μm x 120 μm



Staggered (pad-limited) – 30 μm x 180 μm



Recommended operating conditions

Description	Min	Nom	Max	Units
V_{VDD} Core supply voltage	0.99	1.1	1.21	V
	2.97	3.3	3.63	V
V_{DVDD} I/O supply voltage	2.25	2.5	2.50	V
	1.62	1.8	1.98	V
T_{J} Junction temperature	-40	25	125	$^\circ\text{C}$
V_{PAD} Voltage at PAD	0	-	V_{DVDD}	V

Characterization Corners

Nominal VDD	Model	VDD	DVDD ^[1]	Temperature
1.1	FF	+10%	+10%	-40 $^\circ\text{C}$
	FF	+10%	+10%	0 $^\circ\text{C}$
	FF	+10%	+10%	125 $^\circ\text{C}$
	TT	nominal	nominal	25 $^\circ\text{C}$
	SS	-10%	-10%	-40 $^\circ\text{C}$
	SS	-10%	-10%	0 $^\circ\text{C}$
	SS	-10%	-10%	125 $^\circ\text{C}$

^[1] DVDD = 1.8, 2.5 and 3.3V

TSMC40: 3.3V GPIO



© 2006-2015 Aragio Solutions. All rights reserved.

Information in this document is subject to change without notice. Aragio Solutions may have patents, patent applications, trademarks, copyrights or other intellectual property rights covering subject matter in this document. Except as expressly provided in any written license agreement from Aragio, the furnishing of this document does not give you any license to the patents, trademarks, copyrights, or other intellectual property.

Published by:

Aragio Solutions
2201 K Avenue
Section B Suite 200
Plano, TX 75074-5918
Phone: (972) 516-0999
Fax: (972) 516-0998
Web: <http://www.aragio.com/>

While every precaution has been taken in the preparation of this book, the publisher assumes no responsibility for errors or omissions, or for damages resulting from the use of the information contained herein. This document may be reproduced and distributed in whole, in any medium, physical or electronic, under the terms of a license or nondisclosure agreement with Aragio.

Printed in the United States of America